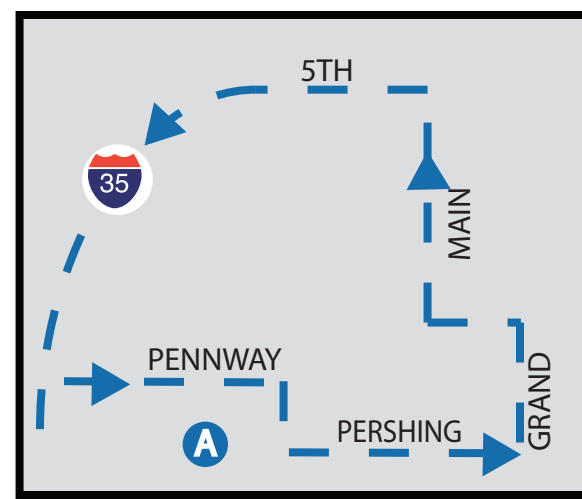


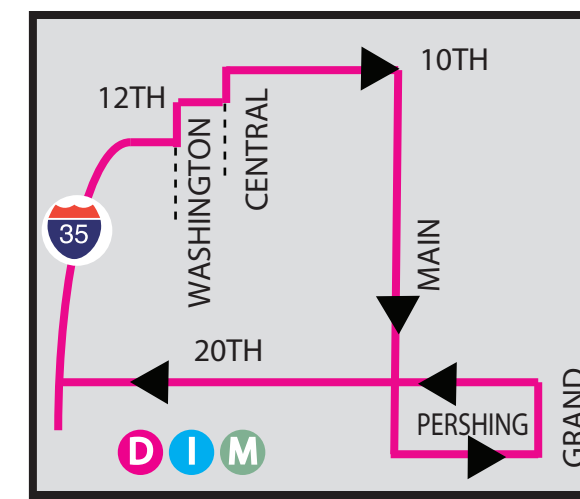


www.thejo.com

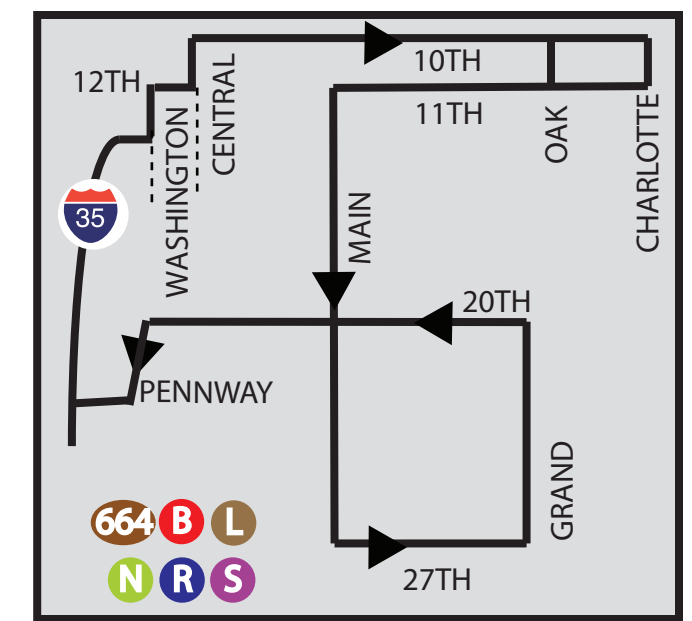
816-221-0660



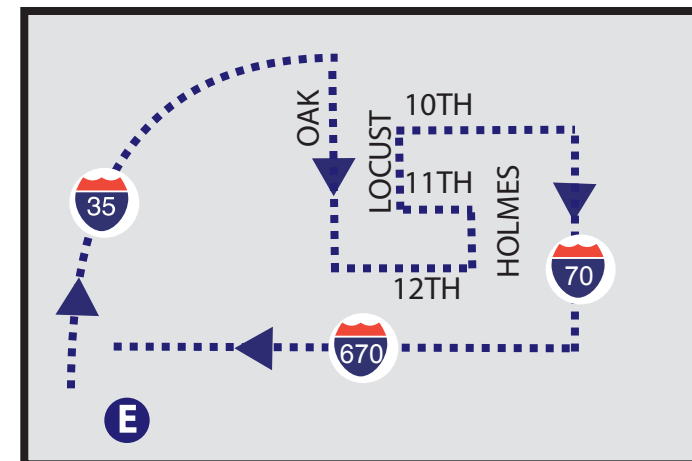
ROUTE A - DOWNTOWN KCMO



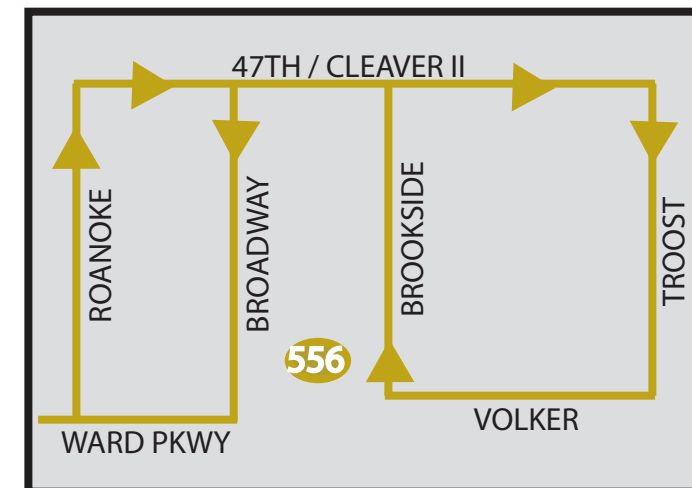
ROUTE D, I & M - DOWNTOWN, KCMO



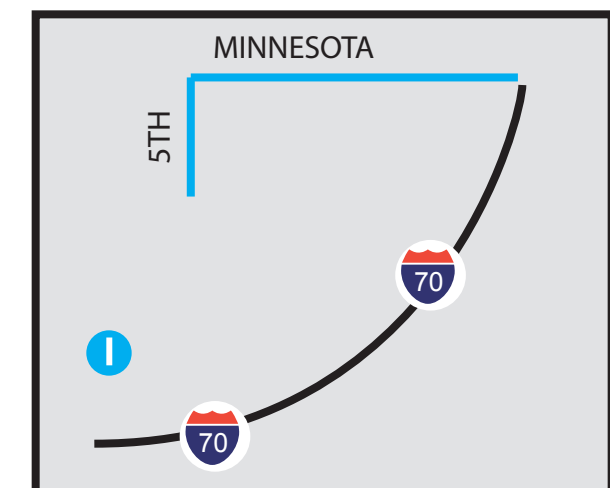
ROUTES 663, B, L, N, R, S
DOWNTOWN KCMO



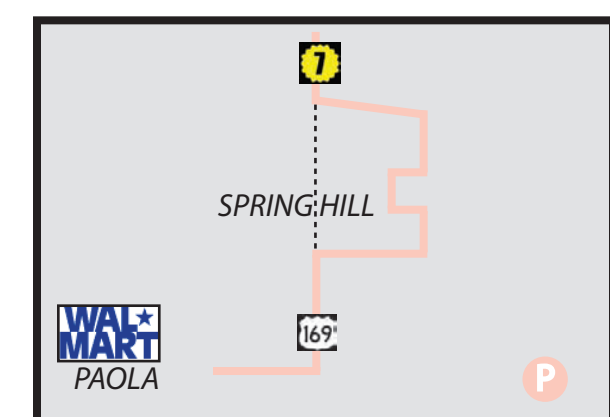
ROUTE E - DOWNTOWN KCMO



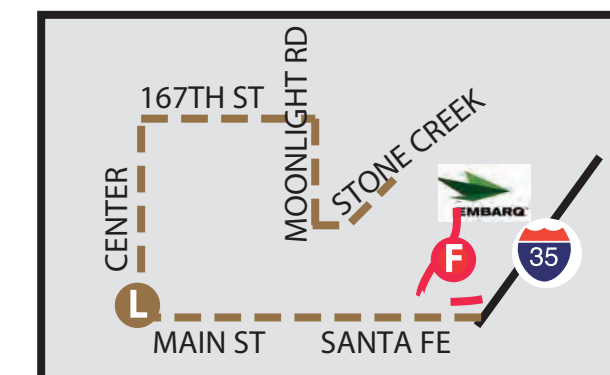
ROUTE 556 - PLAZA, UMKC KCMO



ROUTE I - DOWNTOWN KCK



ROUTE P - SPRING HILL & PAOLA



ROUTE L - GARDNER LOOP
ROUTE F - EMBARK

47th St /
County
Line Rd

55th St

63rd St/
Shawnee
Mission Pkwy

71st St

79th St

87th St

95th St

103rd St

111th St/
College
Blvd

119th St

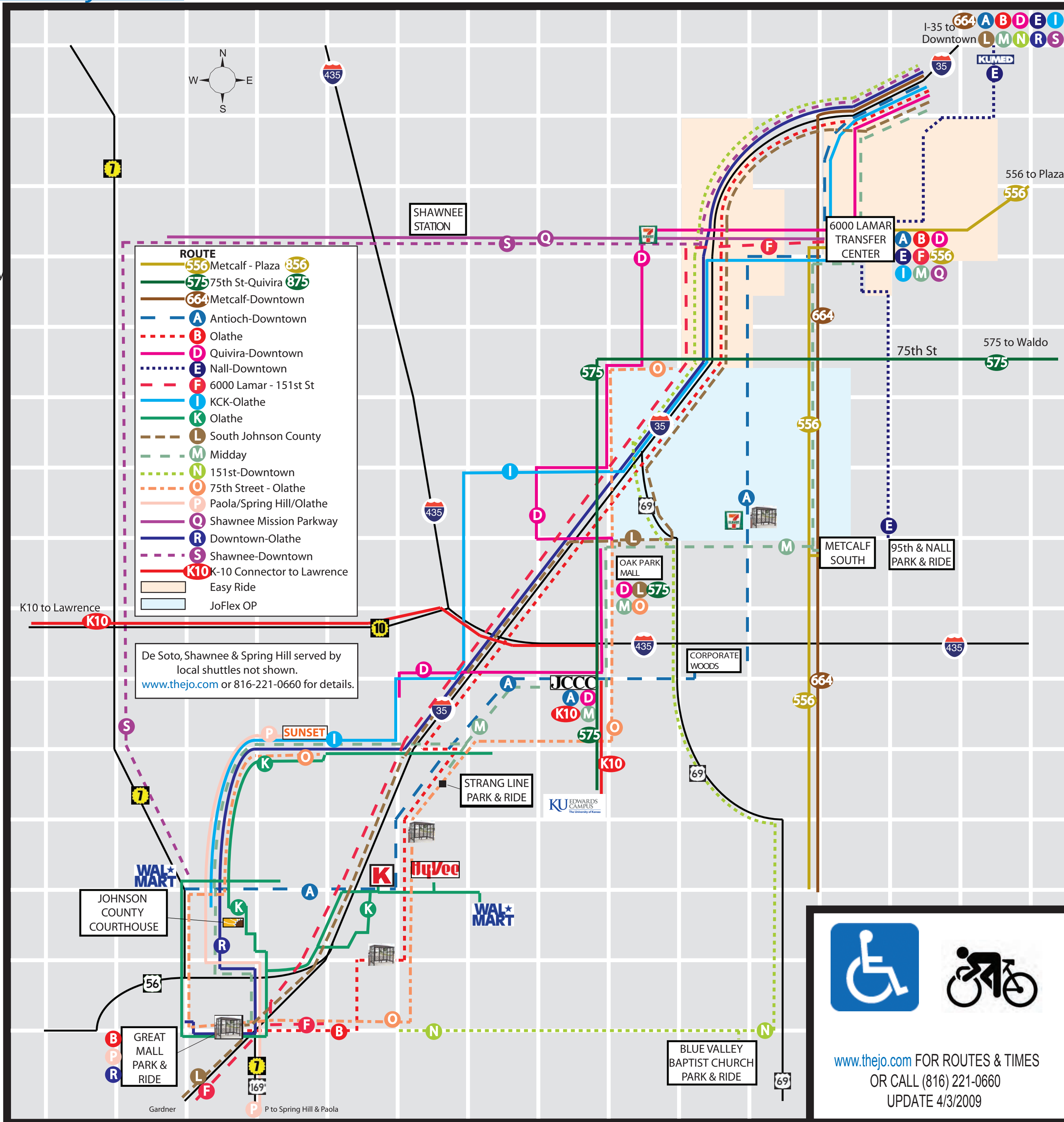
127th St/
Harold

135th St/
Santa Fe

143rd St/
Sheridan/
Dennis

151st St

159th St



- ROUTE**
- 556 Metcalf - Plaza 356
 - 575 75th St - Quivira 375
 - 664 Metcalf - Downtown
 - A Antioch - Downtown
 - B Olathe
 - D Quivira - Downtown
 - E Nall - Downtown
 - F 6000 Lamar - 151st St
 - I KCK - Olathe
 - K Olathe
 - L South Johnson County
 - M Midday
 - N 151st - Downtown
 - O 75th Street - Olathe
 - P Paola/Spring Hill/Olathe
 - Q Shawnee Mission Parkway
 - R Downtown - Olathe
 - S Shawnee - Downtown
 - K10 K-10 Connector to Lawrence
 - Easy Ride
 - JoFlex OP

De Soto, Shawnee & Spring Hill served by local shuttles not shown.
www.thejo.com or 816-221-0660 for details.

www.thejo.com FOR ROUTES & TIMES
OR CALL (816) 221-0660
UPDATE 4/3/2009

Clare Rd Hedge Lane Lone Elm / K-7 / Parker Woodland Rd / US169 / Harrison Ridgeview Rd Renner / Mur-Len Lackman / Blackbob Plumm Rd Quivira Rd Switzer Rd Antioch Rd Metcalf Ave Nall Ave Mission Rd State Line Rd